



## **EVALUATION TEACHER AND STUDENTS DTSE M2 MEETING BUDAPEST**

**FROM 15th to 19th October**

### **CONFERENCES AND PRESENTATIONS**

1. Do you consider that the conferences and presentations carried out during the week have been generally adequate to achieve the objectives of our project?

#### **TEACHERS**



Figure 1

We can observe in Figure nº 1 that all teachers think that the conferences and presentations have been adequate to achieve the project's objectives.

## STUDENTS

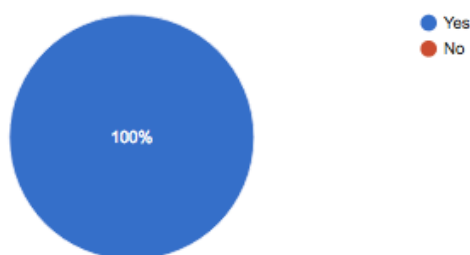


Figure 2

All the students think that the conferences and presentations have been adequate to achieve the objectives of our project. As additional information some of them think that all the conferences are very well-organised, interesting and this is a opportunity to find new friends, but also there is an opinion that says that some of the conferences have been a little bit boring.

2. Evaluate the following conferences/presentations in relation with the project. (1 = Poor 2 = Fair 3 = Good 4 = Very good 5 = Excellent)

## TEACHERS

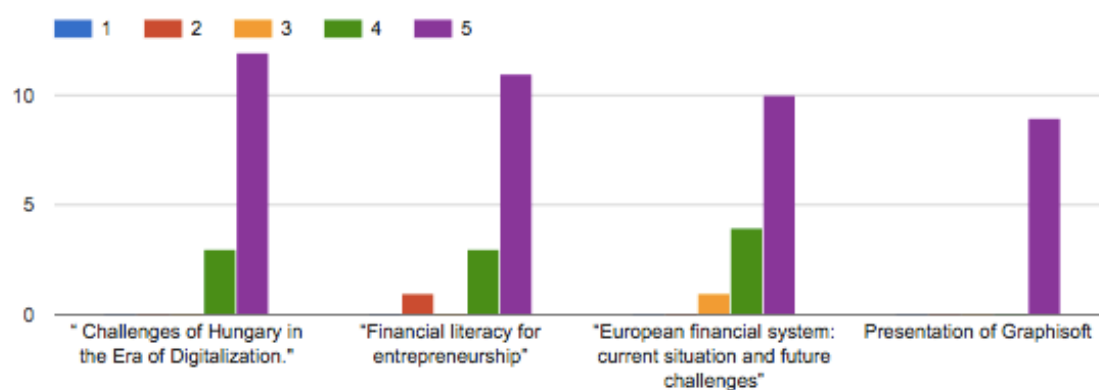


Figure 3

The conference “Challenges of Hungary in the era of Digitalization” has been evaluated as “Excellent” by the 80% of the teachers, the “Financial literacy for entrepreneurship” has been evaluated as “Excellent” by the 73.3% of the teachers, the “European financial system: current situation and future challenges” has been evaluated as “Excellent” by the 66.7% of the teachers meanwhile the rate of “Excellent” in the “Presentation of Graphisoft” has been evaluated by the 77.8% of the teachers.

As additional information a teacher comments that the activities were very little interactive, only frontal teaching.

## STUDENTS

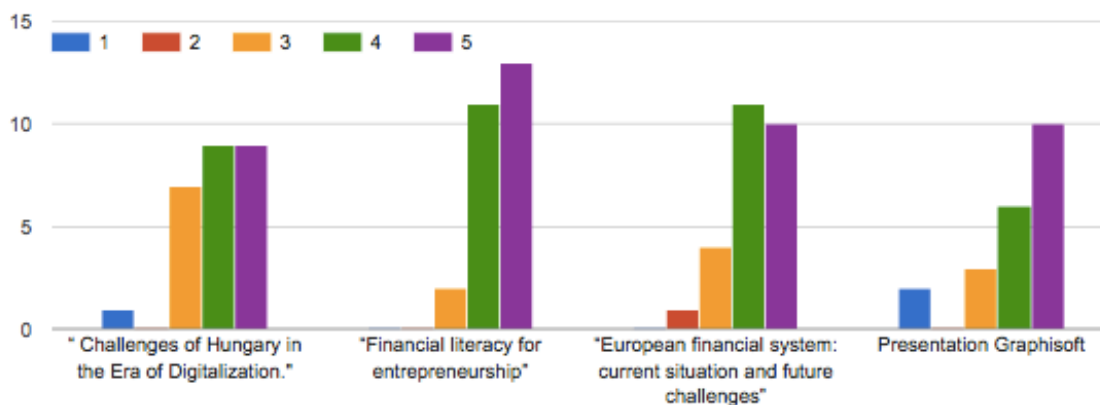


Figure 4

The conference “Challenges of Hungary in the era of Digitalization” has been valuated as "Good" or “Excellent” by the 69.2% of the students, the “Financial literacy for entrepreneurship” by 92.3%, the “European financial system” by the 80.8%, and the last one, the “Presentation of Graphisoft” by the 61.5%

## WORKSHOPS AND COLLABORATIVE ACTIVITIES

- Do you consider that the workshops and collaborative activities carried out during the week contribute to achieve the objectives of our project?

## TEACHERS

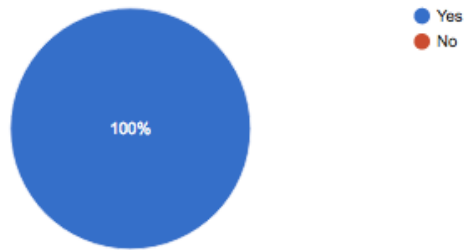


Figure 5

The workshops and collaborative activities are adequate to achieve the project's objectives in opinion of all the teachers as we can see in figure nº 5.

## STUDENTS



Figure 6

The workshops and collaborative activities are adequate to achieve the project's objectives in opinion of all the students as we can see in figure nº 6.

4. Evaluate the following workshop and collaborative activities in relation with the project. (1 = Poor 2 = Fair 3 = Good 4 = Very good 5 = Excellent)

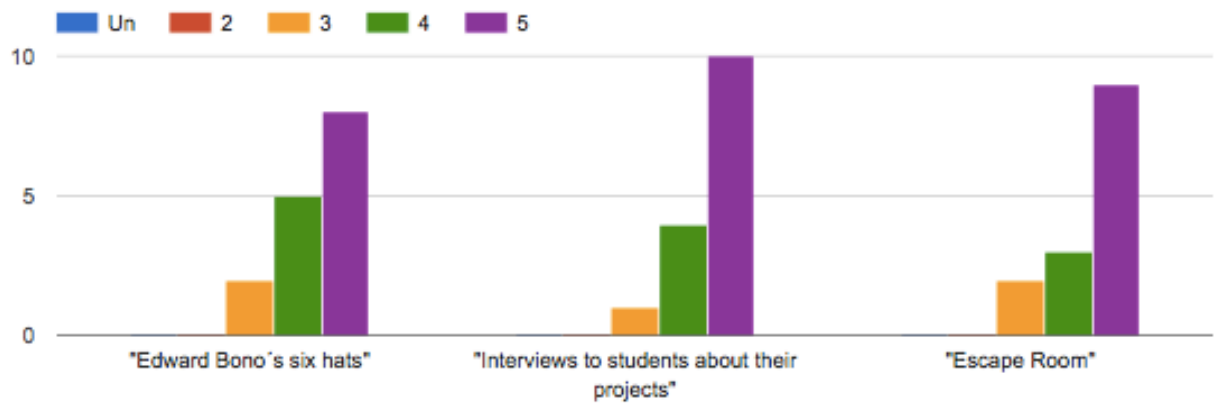


Figure 7

As we can see in the figure nº 7 all the workshop and collaborative activities are very well evaluated. All activities are valued as "Very good" or "Excellent" by more than the 86.7% of the teachers.

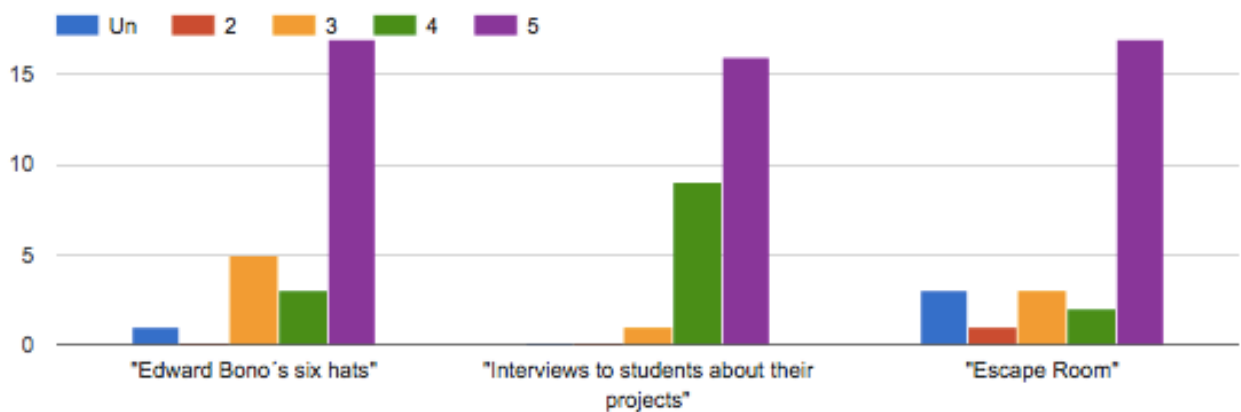


Figure 8

As we can see in the figure nº 8 all the workshop and collaborative activities are very well evaluated. All activities are valued as "Very good" or "Excellent" by more than the 73% of the students.

## CULTURAL ACTIVITIES

5. Do you consider that the cultural activities carried out during the week contribute to achieve the objectives of our project?

**TEACHERS**

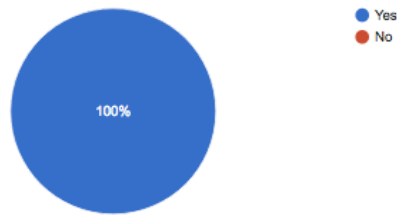


Figure 9

We can observe in Figure nº 9 that all teachers think that the cultural activities have been adequate to achieve the project's objectives.

**STUDENTS**

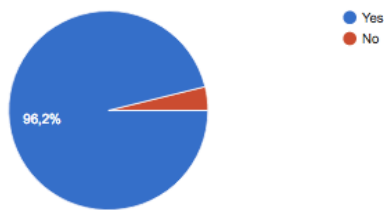


Figure 10

In this case, not all the students think the same. The percentage of students that think that the cultural activities have been adequate to achieve the objectives of our project is 96.2%

6. Evaluate the following activities in relation with the project. (1 = Poor 2 = Fair 3 = Good 4 = Very good 5 = Excellent)

**TEACHERS**

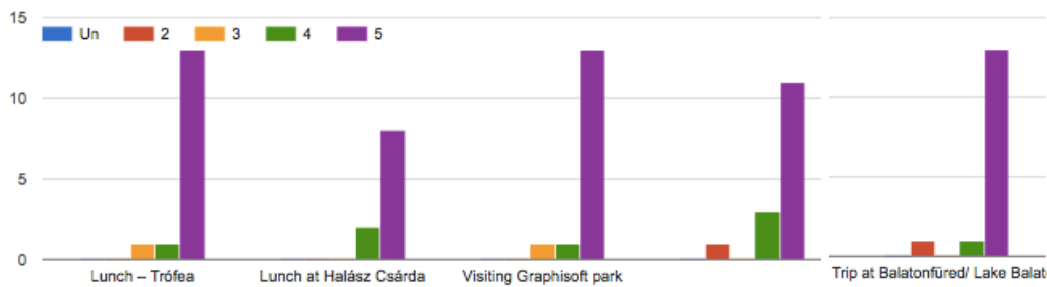


Figure 11

As we can see in figure nº 11 the 86.7% of the teachers has evaluated “Lunch-Trófea”, “Visiting Graphisoft” and the trip at “Lake Balaton” as an “Excellent” activity in relation to the project.

## STUDENTS

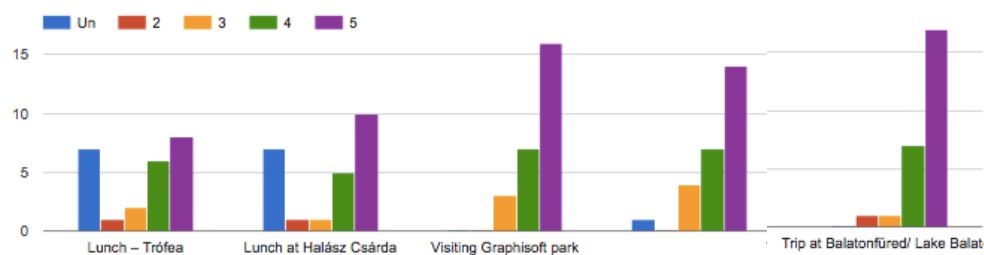


Figure 12

As we can see in figure nº 12, more than the 80.1% of the students has valued the three last activities “Visiting Graphisoft, Walking in Buda Castle and the trip at “Lake Balaton” as an “Good” or “Excellent” activity in relation to the project.

7. What areas of knowledge are integrated into the different activities carried out during the week?

## TEACHERS

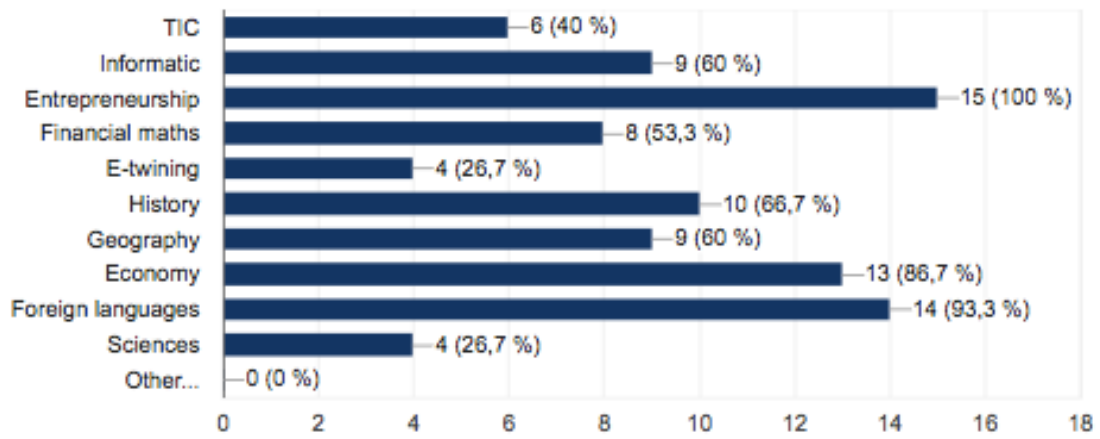


Figure 13

Many areas of knowledge are integrated into the different activities carried out during the week, but we can see that the teachers think that entrepreneurship, foreign languages and economy are the ones that are most present with percentages of 100%, 93.3% and 86.7% respectively.

## STUDENTS

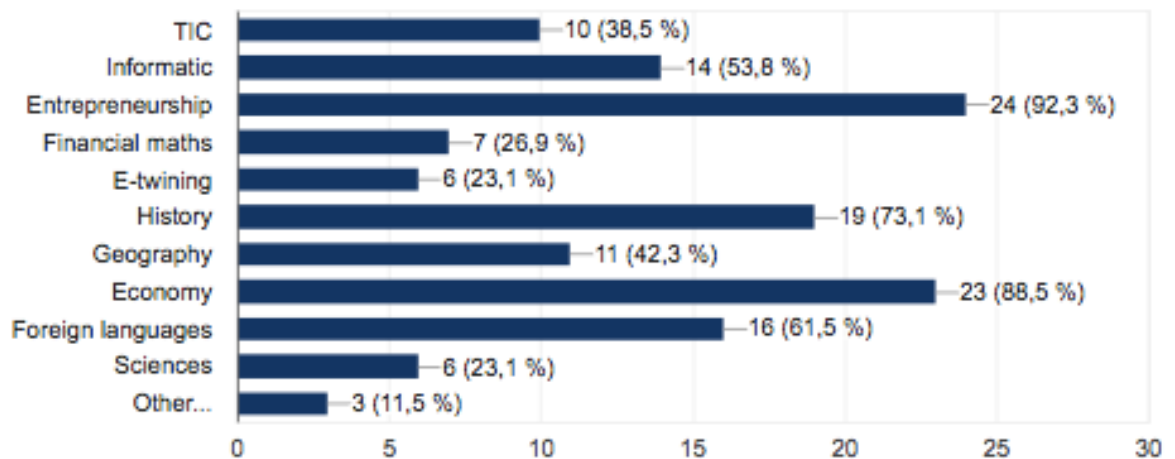


Figure 14

8. Are there any results of the activities carried out during the week?



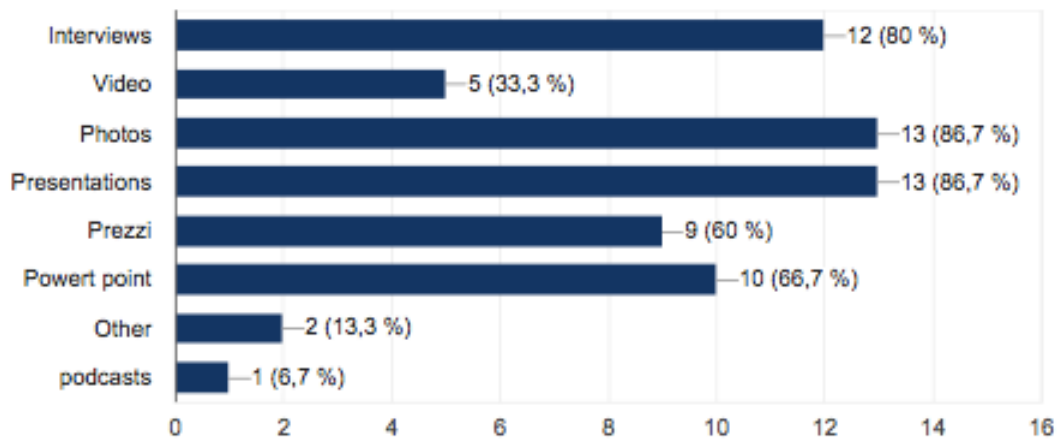


Figure 15

The 86.7% of people think that has been created evidences of the activities as such as: photos and presentations. An 80% of people also think that has been created interviews.

## STUDENTS

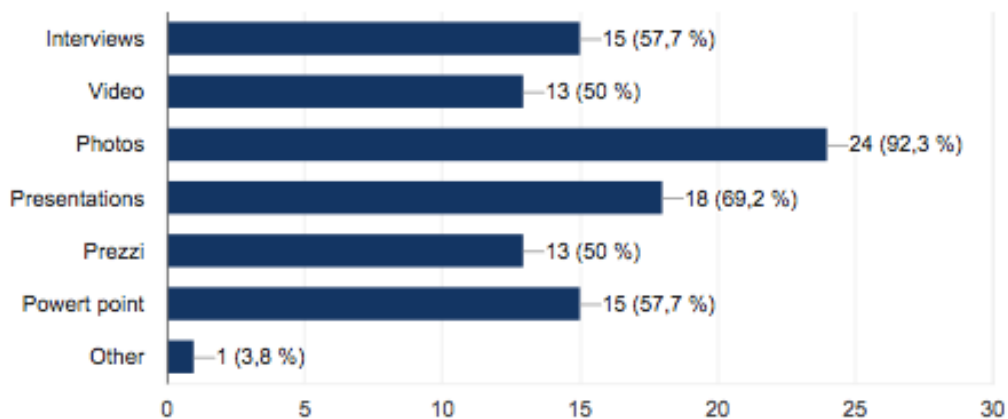


Figure 16

## WEEK VALORATION

9. Did you know the activities that were planned for the week well in advance?

## TEACHERS

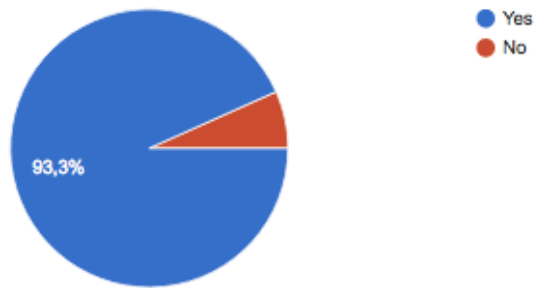


Figure 17

In this occasion, the 93.3% of people think that they knew the planning of all the activities for the week in advance.

**STUDENTS**

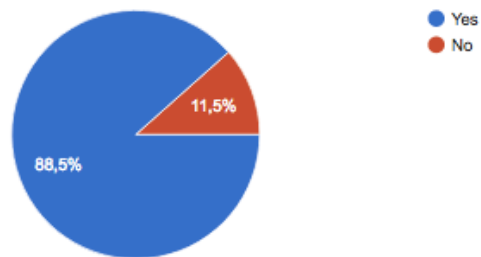


Figure 18

10. Rate the week generally

**TEACHERS**

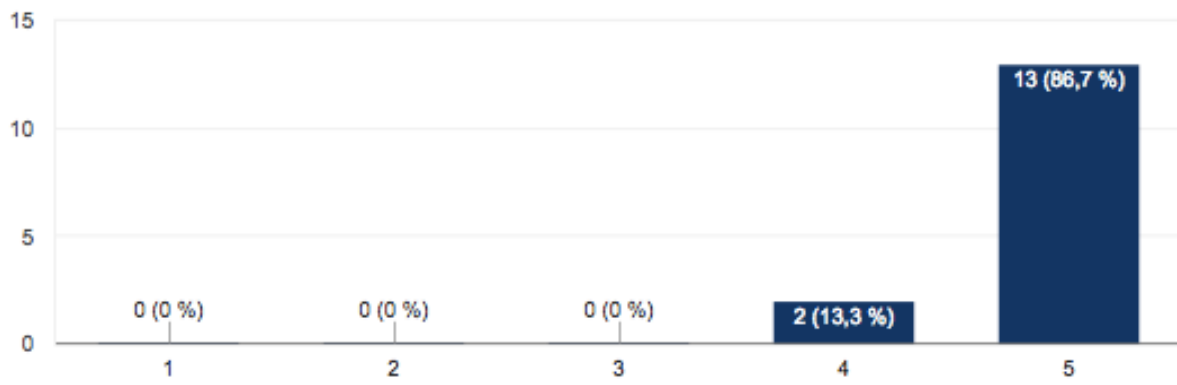


Figure 19

The 86.7% of people rate the week as “Excellent” and 13.3% as “Very good” week for the project in general.

## STUDENTS

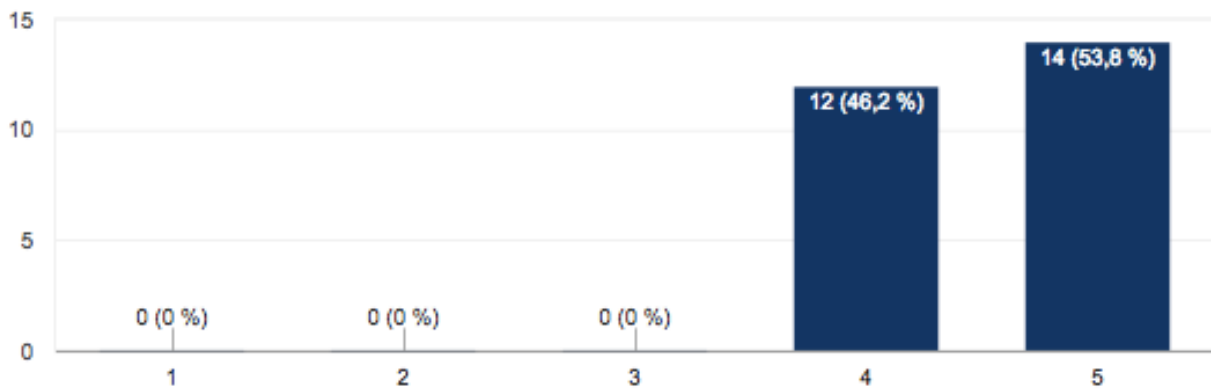


Figure 20